



Atlite Skylights

'Sky's the limit'



Quality Natural Lighting Solutions

The specialists in natural lighting with over 40 years experience



Atlite Skylights incorporates Ashton Natural Lighting, bringing together two of the big names in quality natural lighting solutions for commercial and domestic applications.

All Atlite products are manufactured to the highest standard without compromise using the best quality materials. Atlite is a Quality Endorsed Company and proudly carry the ISO Quality Systems Logo. Atlite Skylights and Ashton Natural Lighting are foundation members of the Skylight Industry Association.

Read what goes into an Atlite Skylight, compare the product quality and combine this with the record of experience and industry success and you will understand why Atlite justifiably claims to be the best.





Econolite

Standard acrylic dome skylight system



- One piece moulded acrylic domed skylight
- Lead flashing on tile roofs
- Suitable for all roof types
- Available in clear or opal finish
- Normally installed with a reflective shaft, ceiling surround and diffuser at ceiling level
- Open plaster shaft design available



Energilite

Double Glazed Glass skylight

- Latest technology design
- 5 Star energy rated glass skylight
- Open plaster shaft design or with reflective Shaft, ceiling surround and diffuser at ceiling Level
- Recommended for use on any large skylight system due to it's thermal qualities
- Available for any roof type and any pitch
- No price variation on special sizes
- Particularly popular on larger size skylights
- Available in 3 different types of glass colour
- Zincalume standard flashing or colourbond flashing on request





Designerlite

Decorative timber ceiling designs

- In place of standard white ceiling surround
- Designer timber frames with leadlight designs
- Available with standard glass or acrylic
- Stained or painted to suit personal taste
- Custom make to suit existing furniture in house
- Designed with econolite or energilite skylite on roof



Tubelite/Lightwell

Round tube with flexi-shaft and diffuser

- Round tube with flashing on roof, flexishaft down to ceiling level with surround and diffuser
- Cost effective way of getting light into your home
- Suitable for smaller type areas, laundry, bath etc
- Available in any roof type
- Skylight soaker available in any roof colour upon request

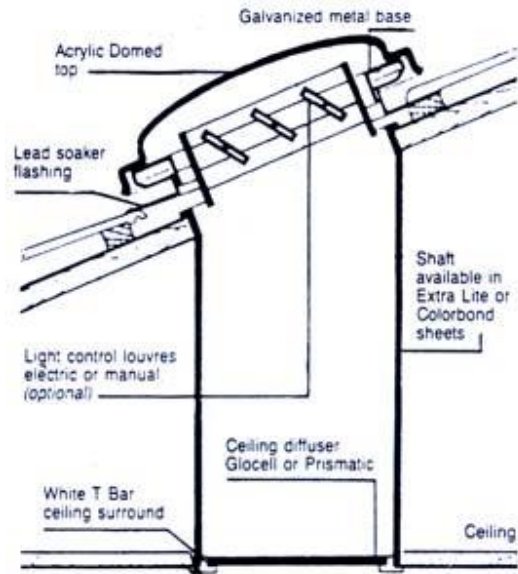




Control-a-lite/Louvre System

Available for Square and Round Skylights

- Metal louvres built under the dome of skylight
- Rotating louvres allowing ease of operation
- Comfort of controlling the room temperature
- Controlled by an operating pole
- Round tubes chord operation
- Electric system available with a wall switch (wiring of electric system by customer)
- Available up to 900x900 size
- Custom sizes available upon request
- 85% blackout
- Can be re-fitted to existing skylights



Australian Standard Testing (AS 4285)

We are able to offer skylight units tested in accordance with AS 4285 - SKYLIGHTS. This further ensures that the product is manufactured to the highest standards and then subjected to a rigorous testing program that includes impact resistance and driven rain tests.

Installation

Atlite can install any of our skylight systems using qualified installation tradesmen. Being qualified, our tradesmen ensure the job is done to a standard not just to price. Cut rafters or ceiling joists are fully trimmed out during the installation, so as to retain the structural integrity of the roof structure. It is in everyone's best interests to have full responsibility for the skylight product and installation resting with the manufacturer.

Showroom and Factory

Visitors to our showroom are always welcome to see first hand our range of products. A tour through our manufacturing facility can also be arranged.

ATLITE SKYLIGHTS PTY LTD
27 Kembla Street. Cheltenham. Victoria. 3192
Ph: (03) 9584 8500 Fax: (03)9585 0781 TOLL FREE: 1300 SKYLIGHT
Email: skylite@atlite.com.au Website: www.atlite.com.au