


NEW PRODUCTS

ATLITE



GOOD
DESIGN
AWARD®
WINNER



CONTENTS

ROOF WINDOW	3
ENERGILITE	6
SKYDOOR	8
PIVOT OR SLIDING ACCESS HATCH	10
GAZBAR SYSTEM	11
CIRCULAR	12
ENERGILITE TUBELIGHT	13
PYRAMID	14
SLIDING ROOFLIGHT	15



ATLITE ROOF WINDOW

Australia's most awarded and advanced roof window technology just for you.

Designed specifically for you, ATLITE's award-winning roof window appeals to architects, designers and homeowners alike. Creativity knows no bounds as this sleek, modern design can be crafted to fit any size and shape to suit your home or workplace. Select one of our standard designs or choose from our fully customizable options to create the roof window you need.

This patented revolutionary design by the ATLITE team of engineers in collaboration with Swinburne University Centre For Design Innovation incorporates Australia's most advanced skylight technology. Just like a stunning piece of art, our innovative Roof Window will enhance your surroundings with exclusive, controlled access to natural light and air flow. a feature in any room, ATLITE Roof Window creates a welcome ambience to be enjoyed by all.





AUSTRALIAN MADE SKYLIGHTS

LET THERE BE LIGHT!

Embrace the delight of natural light. Manufactured with premium quality double glaze glass, with a selftinting option, our advanced-technology roof window reduces glare and optimizes light flow in your room. With flyscreens standard on all openable Roof Windows, you can also enjoy the flow of fresh air. Browse our range of additional options to suit your unique needs.

ENERGY SAVING, HEATING AND COOLING

Enjoy every season with ATLITE’s 5-star energy rated premium Roof Window. double glazed glass (compliant with Australian building code regulations AS1288-2006) keeps out the heat on hot summer days, while helping maintain a steady internal temperature during chilly winters. Take advantage of natural ventilation with the option to open or close your skylight. Rest assured, your bespoke skylight will

safely provide energy saving insulation all year-round while blending seamlessly with the design of your home or workplace.

COMBAT WEATHER EXTREMES

Skilfully engineered to withstand extremes of weather, your ATLITE Roof Window has been rigorously tested to ensure it will remain leak-proof, fire-resistant (tested to AS3959 bushfire attack level test) BAL40 rated, non-combustible and rain, hail and cyclone resistant* in extreme conditions. The sleek edge-to-edge frameless design eliminates the risk of water retention and leakage, creating a strong, resilient product. Tested to AS4285 water leak test, this award-winning skylight is designed to meet all relevant Australian standards.

*contact ATLITE for cyclone category



EVEN MORE STANDARD SIZES!

20 STANDARD SIZES

• 550 x 800*	• 550 x 1000*	• 550 x 1200*
• 550 x 1400*	• 800 x 1000*	• 800 x 1200*
• 800 x 1400*	• 550 x 550	• 800 x 800
• 1000 x 1000	• 1200 x 1200	• 1400 x 1400
• 1600 x 1600	* can be portrait or landscape orientation	

ATLITE ROOF WINDOW

STANDARD VS CUSTOM

We work with you to create the most suitable product for your chosen space. With an existing range of twenty standard shapes and sizes, our in-house manufacturing team can ensure a quick turnaround for Roof Windows with standard specifications.

Alternatively, this product can be custom made to fit any size or shape. Designed to complement the architecture of your room you can explore your creativity with this exciting Australian innovation.

ATLITE PREMIUM EXTRAS

OPENS EASILY

Trust your Roof Window to work for you, providing natural light and ventilation with ease. Operated manually or by remote control which is simple to program and able to integrate with your home or building management system. There's no need to worry, in the event of an unexpected shower, the automatic rain sensor in the electric roof window will close the window keeping your room safe and dry.

GLASS TINT OPTIONS

With sleek, edge-to-edge clear glass as standard, or choose from our custom range of tints; opal, grey, solar cool evergreen, blue and bronze – there is a colour to perfectly suit your space.

Utilizing thermochromic technology, our advanced self-tinting laminate will vary your tint from clear to dark, depending on the intensity of the sunlight hitting the window. Particularly important in warmer climates, the self-tinting option will adapt to your environment's changing needs of heat and light.

ATLITE BESPOKE

Don't limit creativity by opting for a standard square or rectangular skylight. ATLITE can match your creativity and work with any design to create something special for your space and specifications.

The ATLITE Roof Window can come in any size or shape -triangle, hexagon, rhombus fixed or openable

FINISH

Standard finish on the Roof Window is white internal finish with a monument powder coated external frame. Other colours as optional


Fixed, manual and electric opening options.

Clear glass as standard, also available in opal, grey tint, solar cool supergreen, blue tint and bronze tint.

Manufactured with optional self-tinting glass from clear to dark by direct sunlight.

(AS3959 bushfire attack level test, AS1530.8.1 fire test.

Tested to AS4285 water leak test. Manufactured to comply with AS1288 overhead glazing requirement)



ATLITE ENERGILITE

Reduce your energy bills with the multi award winning ATLITE Energilite - the first Australian designed and manufactured skylight to achieve a 5-star energy rating.

Double glazed glass combined with our exclusively designed aluminium frame works to maintain a steady internal temperature during chilly winters, while keeping out the heat on hot summer days. rest assured, your ATLITE skylight will safely provide energy saving insulation all year-round while blending seamlessly with the design of your property.

Our 5-star rating is determined by the Window Energy Rating Scheme (WERS). You'll save money and gain peace of mind by installing an ATLITE Energilite. This efficient system with high insulation properties is an environmentally conscious solution for any home or workplace



**GOOD
DESIGN
AWARD®
WINNER**

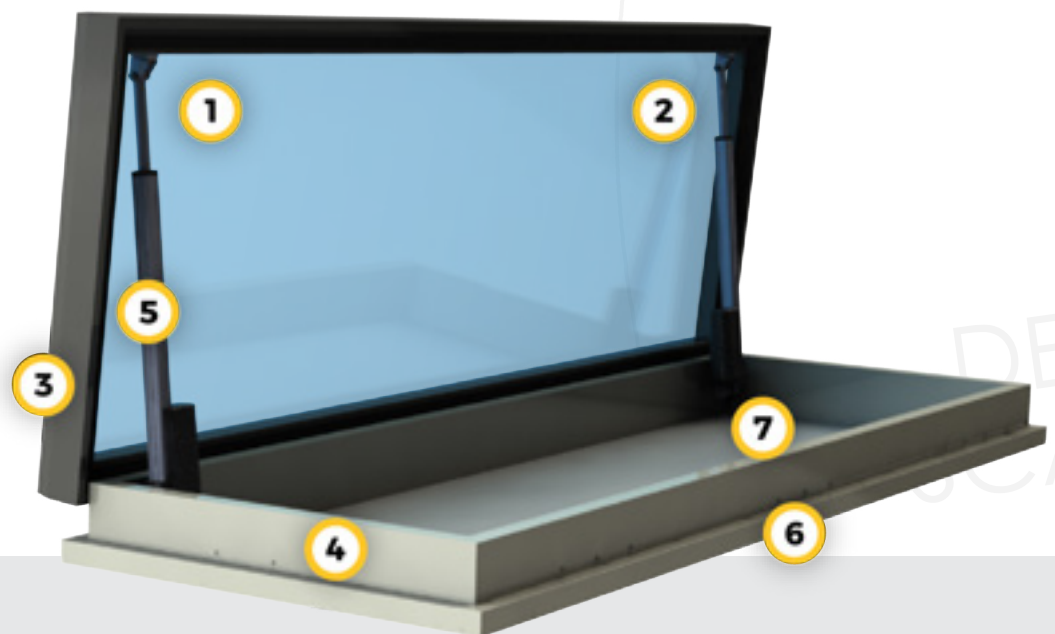


TOP REASONS WHY THE ENERGILITE IS THE BEST SKYLIGHT ON THE MARKET

- This product complies with the Australian Standards AS4285-2017 (skylights)
- 5-star rating is achieved as a result of the air tight unit created by the combination of the double glazed IGU and unique ATLITE aluminium frame
- 5-star rating is determined by the Window Energy Rating Scheme (WERS) for Skylights Program
- Designed to comply with AS4285-2017 Australia Standards testing for Skylights (Water Leakage)
- Manufactured to comply with AS1288-2006 Glass in Buildings-Selection and Installation
- All ATLITE products are made under ISO 9001 Quality System
- Australian Designed, Manufactured and multi-award winning product
- 15 Year Product Warranty
- AS3959 Bushfire Attack Level Test – BAL 40 rated
- ATLITE is a Skylights Industry Association (SIA) member with over twenty years' service to the Master Builders Association (MBA)
- Reduce UV by up to 95%. Energilite's double glazed IGU which is 6mm high performance toughened Low E outer layer and has 12mm argon gas infill and 6.38mm clear laminated inner glass
- Plaster Shaft finished 5mm away from the glass with a casing bead. No internal rebate for plaster to create that seamless finish from roof to ceiling
- Complement the architecture of your room with Energilite's sleek, modern design
- Our low profile, compact design suits all roof types and pitches, with NO roof pitch restrictions.
- Match the look of your roof with our standard monument top frame. ATLITE can powder coat the top frame to any COLOURBOND® steel colour and will provide the flashings to suit all roof types

ATLITE SKYDOOR

Breathe new life into your traditional rooftop access with our innovative Skydoor. Doubling as an access hatch, this fully functional ATLITE Skydoor appeals to home owners, architects and designers alike. Our modern design provides a welcome alternative, providing both attractive roof access and natural lighting to your home or workplace.



UNIQUE FEATURES

1. Double glazed glass provides excellent thermal characteristics to consistently manage heat loss and gain.
2. UV rating and solar-heat-gain-coefficiencies for heat loss and heat gain control
3. Powder coated finish, non-corrosive, non-combustible aluminium and excellent for beach side and bush fire areas
4. Powder coated monument frame and bright white base extrusion as standard
5. Electrically operated linear actuators open and shut your Skydoor hatch via remote control
6. Flashing for installation on prepared upstand.
7. Compatible with stair ladders, the Skydoor provides safe and simple roof access with the added advantage of natural light flow

WHY A SKYDOOR IS THE PERFECT FIT

- Sleek, edge-to-edge clear glass as standard, or choose from our custom range of tints - opal, grey, solar cool evergreen, blue or bronze
- Double glazed glass maintains a year-round steady internal temperature
- Match your roof with our standard ZINCALUME® finish, custom powder coated to any COLORBOND® steel colour. Flashings available.
- Non-corrosive, non-combustible finish is excellent for beach and bush fire areas
- Low profile, compact design suits all roof types and pitches, with no restrictions
- Rigorously tested - leak-proof, fire-resistant (BAL40 rated), non-combustible, rain, hail and cyclone resistant* in extreme conditions
- Compliant with AS 4285-2017 Australian standards testing for skylights (water leakage) and AS1288-2006 glass in buildings-selection and installation
- Nano coating to the glass is standard on our standard sizes

*Contact ATLITE for Cyclone Category





ATLITE PIVOT OR SLIDING ACCESS HATCH

- Allows easy access on commercial buildings for the servicing of plant and equipment
- All-Metal Hatchway has an insulated all metal top
- Available with ATLITE Energilite top if there is a requirement for natural light
- Gas strut assisted opening for operating safety
- Fitted with toggle clips to lock from the inside
- Available in Raw Aluminium finish or custom product powder coat finish

ATLITE GAZBAR SYSTEM

Designed specifically for large projects and constructed in aluminium or steel, the ATLITE Gazbar System will be a highlight of your home or office.

- Installed to existing timber or steel frame
- Manufactured in aluminium or steel
- Double glazed
- Available in clear, grey, bronze or opal tint
- CAD drawings and/or shop drawings provided
- Ten (10) year guarantee
- Toughened glass and laminated glass to comply with AS1288 BCA

ATLITE CIRCULAR

- Available in double glazing for thermal properties
- Glass available in solar cool evergreen, clear, opal and grey tint
- Base frames in square or circular formation
- ZINCALUME® finish as standard. COLOUR BOND® finish or galvanized iron finish upon request
- For upstand installations the base frame can be manufactured to required specifications (refer installation guide)
- Custom sizes available upon request
- Manufactured to comply with AS1288 BCA requirements
- Thermal properties and data sheets on glass available on request



ATLITE ENERGILITE TUBELITE

The ATLITE Energilite Tubelite is the first Australian Tested skylight to achieve a BAL40 Bush Fire rating.

It's tough double glazed glass with choices of either flexible shaft, either round or square, for hard to reach areas or the rigid shaft, either round or square, for optimum light output. The ATLITE Energilite Tubelite is suited for any office or home application.

The ATLITE Energilite Tubelite is the perfect skylight to use if you have limited roof space. Unlike imported models the ATLITE Energilite Tubelite can be installed onto any roof type and any roof pitch. From round to round or round to square, the option is yours




Also available with 2 types of diffuser finishes at ceiling level.

Prismatic to disperse the light more evenly into the room or opal white finish for a more modern look


ATLITE PYRAMID

Pyramid Skylights are manufactured in double glaze glass.

- Available in either clear, opal or tinted finishes
- Glass also available in single glaze or double glazing with an aluminium/steel frame with segmented Glass (refer Gazbar System)
- Pyramid Skylights are fabricated in ZINCALUME® or COLOURBOND® flashings in square bases to suit timber, steel or concrete upstands
- Powder coated/steel aluminium frames and bases are also available depending on specified requirements.
- Pyramid Skylights can be fabricated as equal sided or elongated pyramids.
- Glazed Pyramid skylights give great flexibility to produce virtually unlimited sizes. Refer to ATLITE Gazbar System page.



NEW PRODUCTS



ATLITE SLIDING ROOFLIGHT


Introducing the ATLITE Sliding Rooflight. Available in a manual or electric operation, with a wall switch or remote control and in custom made sizes to suit customers' requirements. The Sliding Rooflight is available in double glazed glass.

Manufactured to withstand the world's harshest climate conditions, the ATLITE Sliding Rooflight will not only brighten your dark areas but also bring in fresh air and a totally unobstructed view of the sky.

FEATURES & BENEFITS

- Residential & Commercial Projects
- Design & Construct Service
- Custom Made to suit any opening.
- Built to prepared and flashed upstand by others
- Available in glass due to its thermal characteristics
- Thermal properties on glass makeup available upon request
- Available in ZINCALUME® finish, or COLOURBOND® to your roof colour
- Shop and/or CAD Drawings on upstand requirements available upon request
- Installation carried out by our team of qualified tradesmen
- 10 Year Guarantee
- Manufactured to Comply with AS1288 BCA requirements

ATLITE



OUR PARTNERS

NEW ZEALAND

Skylights New Zealand Limited
Office and Showroom
(+64) 22 341 09469

NEW SOUTH WALES

Sydney & Regional NSW
Skydome Skylight Systems P/L
13 14 24
skydome.com.au

Central Coast / Newcastle Skydome Hunter Coast

13 14 24
skydomehuntercoast.com.au

SolarBright
1300852622
solarbright.com.au

(03) 9584 8500
skylight@atlite.com.au
www.atlite.com.au

QUEENSLAND

Regent Skylights
(07) 3274 3344
regentskylights.com.au

Skydome Brisbane
13 14 24
skydome.com.au

Skylights Plus
(07) 5534 3782
skylightsplus.com.au

SOUTH AUSTRALIA

Direct Skylight Supplies Pty Ltd
(08) 8262 9512
directskylights.com.au

Energy Efficiency Centre

(08) 8276 9055
eecentre.com.au

31 - 33 Kembla Street,
Cheltenham Vic Australia,
3192

WESTERN AUSTRALIA

Calidad Industries Energy
Efficiency Solutions
(08) 9302 6622
calidad.net.au

RJ Group WA
(08) 9256 2222
rjgroupwa.com.au

TASMANIA

Argus Building Products
(03) 6344 7060
argustas.com.au



All safety considerations must always be taken while operating Atlite Skylights openable products. Ensure people are clear of the operating mechanism when in operation. In no event shall Atlite Skylights be liable for any direct, indirect, punitive, incidental, special consequential damages, to property or life, whatsoever arising out of or connected with the use or misuse of it's products.